



To
The Board of Directors
Suraj Industries Limited

**LIMITED REVIEW REPORT OF THE INDEPENDENT AUDITORS ON THE
STANDALONE UNAUDITED FINANCIAL RESULTS FOR THE QUARTER AND NINE
MONTHS ENDED ON DECEMBER 31, 2024.**

1. We have reviewed the accompanying Statement of Standalone Unaudited Financial Results of Suraj Industries Limited (the 'Company') for the quarter and nine months ended December 31, 2024 (the 'Statement'), being submitted by the Company pursuant to requirements of Regulation 33 of the SEBI (Listing Obligations and Disclosure Requirements) Regulations, 2015 as amended (the "Listing Regulations").
2. This Statement which is the responsibility of the Company's Management and approved by the Board of Directors, has been prepared in accordance with the recognition and measurement principles laid down in the India Accounting Standard 34 "Interim Financial Reporting" (Ind AS 34"), prescribed under Section 133 of the Companies Act, 2013 read with relevant rules issued thereunder and other accounting principles generally accepted in India. Our responsibility is to issue a report on this statement based on our review.
3. We conducted our review in accordance with the Standard on Review Engagements (SRE) 2410, "Review of Interim Financial Information Performed by the Independent Auditor of the Entity", issued by the Institute of Chartered Accountants of India. This standard requires that we plan and perform the review to obtain moderate assurance as to whether the financial statements are free of material misstatement. A review is limited primarily to inquiries of company personnel and analytical procedures applied to financial data and thus provides less assurance than an audit. We have not performed an audit and accordingly, we do not express an audit opinion.
4. Based on our review conducted as above, nothing has come to our attention that causes us to believe that the accompanying Statement, prepared in accordance with the aforesaid Indian Accounting Standards and other accounting principles generally accepted in India, has not disclosed the information required to be disclosed in terms of regulation 33 of the Listing Regulations including the manner in which it is to be disclosed, or that it contains any material misstatement.

Place of Signature: New Delhi
Date: February 14, 2025

For PAWAN SHUBHAM & CO
Chartered Accountants
Firm's Reg. No. 011573C

(Krishna Kumar)
Partner
M.No.: 523411
UDIN : 25523411BMIVPI1920



SURAJ INDUSTRIES LTD

Regd. Office: Plot No. 2, Phase III, Sansarpur Terrace, Dist. Kangra, Himachal Pradesh-173212
CIN: L26943HP1992PLC016791


Website: www.surajindustries.org ; Email ID: secretarial@surajindustries.org

Statement of Standalone Unaudited Financial Results for the quarter and nine months ended 31st December 2024

Particulars	INR in lakh					
	Quarter ended			Nine months ended		Year ended
	31.12.2024 (Unaudited)	30.09.2024 (Unaudited)	31.12.2023 (Unaudited)	31.12.2024 (Unaudited)	31.12.2023 (Unaudited)	31.03.2024 (Audited)
1 Income from operations						
(a) Revenue from operations	402.24	533.00	986.64	2288.70	4088.53	5106.28
(b) Other income	50.88	34.79	20.13	113.26	29.95	70.25
Total income from operations	453.12	567.79	1006.77	2401.96	4116.48	5176.53
2 Expenses						
(a) Cost of materials consumed	207.65	208.92	164.25	557.24	547.07	720.07
(b) Purchases of stock-in-trade	0.00	158.07	598.30	1153.21	2748.30	3379.35
(c) Changes in inventories of finished goods	13.00	(5.29)	5.12	1.07	(8.90)	(5.98)
(d) Excise Duty paid on sale of products	103.57	23.22	16.60	139.08	44.47	60.60
(e) Employee benefits expense	49.66	56.36	59.04	164.43	175.94	238.09
(f) Finance Costs	2.45	15.04	25.76	42.72	77.65	103.03
(g) Depreciation and Amortisation Expenses	32.60	31.76	30.14	95.29	89.61	119.33
(h) Other expenses	132.77	115.10	101.20	343.94	239.98	343.58
Total Expenses	541.70	603.18	1000.41	2496.98	3914.12	4958.07
3 Profit / (Loss) before exceptional and tax						
4 Exceptional Items	(88.58)	(35.39)	6.36	(95.02)	202.36	218.46
5 Profit / (Loss) before tax	0.00	0.00	0.00	0.00	0.00	0.00
6 Tax Expense	(88.58)	(35.39)	6.36	(95.02)	202.36	218.46
Current tax (including earlier year taxes)	0.00	(4.92)	9.12	0.00	58.67	60.30
Deferred tax charge / (credit)	(22.30)	(3.30)	2.66	(23.91)	8.55	3.10
Total tax expense	(22.30)	(8.22)	11.78	(23.91)	67.22	63.40
7 Net Profit / (Loss) for the period (5-6)	(66.28)	(27.17)	(5.42)	(71.12)	135.14	155.06
8 Other Comprehensive Income						
--- Items not to be reclassified to profit & Loss	0.00	0.00	0.00	0.00	0.00	2.74
--- Income tax (charge)/ credit on above	0.00	0.00	0.00	0.00	0.00	(0.69)
Other Comprehensive Income for the year net of Tax	0.00	0.00	0.00	0.00	0.00	2.05
9 Total Comprehensive Income for the period (7+8)	(66.28)	(27.17)	(5.42)	(71.12)	135.14	157.11
10 Paid-up equity share capital						
Paid-up equity share capital (FV of Rs. 10 each)- Fully paid	1,581.55	1541.45	1284.59	1581.55	1,284.59	1284.59
Paid-up equity share capital (FV of Rs. 10 each)- party paid	1.39	21.44	0.00	1.39	0.00	0.00
Total	1,582.94	1,562.89	1,284.59	1,582.94	1,284.59	1,284.59
11 Reserve excluding Revaluation Reserves as per balance sheet						
12 Earnings per share						3088.94
*(not annualized for quaters):						
(1) Basic	(0.50)*	(0.21)	(0.04)*	(0.42)*	1.09*	1.24
(2) Diluted	(0.50)*	(0.21)	(0.04)*	(0.42)*	1.05*	1.21



[Handwritten Signature]



STANDALONE SEGMENT WISE REVENUE, RESULTS, ASSETS AND LIABILITIES FOR THE QUARTER AND NINE MONTHS ENDED 31.12.2024							
Particulars	INR in lakh						
	Quarter ended			Nine months ended		Year ended	
	31.12.2024 (Unaudited)	30.09.2024 (Unaudited)	31.12.2023 (Unaudited)	31.12.2024 (Unaudited)	31.12.2023 (Unaudited)	31.03.2024 (Audited)	
1 Segment Revenue							
a) Liquor operations	402.24	362.37	342.12	1022.13	1037.01	1380.97	
b) Trading Operations	0.00	170.63	644.52	1266.57	3049.52	3725.31	
Total	402.24	533.00	986.64	2288.70	4086.53	5106.28	
Less: Inter-segment Revenue	0.00	0.00	0.00	0.00	0.00	0.00	
Net Sales/Income from operations	402.24	533.00	986.64	2288.70	4086.53	5106.28	
2 Segment Results							
a) Liquor operations	(64.06)	24.43	30.59	(41.43)	129.91	154.97	
b) Trading Operations	(0.00)	7.37	42.89	103.67	283.78	332.81	
Total	(64.06)	31.80	73.48	62.24	413.69	487.78	
Less: a) Finance Cost	(2.45)	(15.04)	(25.76)	(42.72)	(77.65)	(103.03)	
b) Other Unallocable Expenses (net of unallocable income)	(22.07)	(52.15)	(41.36)	(114.54)	(133.68)	(166.29)	
Total Profit before Tax	(88.58)	(35.39)	6.36	(95.02)	202.36	218.46	
3 Segment Assets							
a) Liquor operations	1606.30	1609.48	1452.46	1606.30	1452.46	1504.69	
b) Trading Operations	196.83	206.99	659.74	196.83	659.74	618.68	
c) Unallocated	5026.89	5179.66	3978.19	5026.89	3978.19	3869.03	
Total Assets	6830.02	6996.13	6090.39	6830.02	6090.39	5992.40	
4 Segment Liabilities							
a) Liquor operations	284.70	419.07	774.97	284.70	774.97	802.10	
b) Trading Operations	152.96	154.76	322.21	152.96	322.21	304.89	
c) Unallocated	150.67	244.64	641.66	150.67	641.66	511.88	
Total Liabilities	588.33	818.47	1738.84	588.33	1738.84	1618.87	

Notes to the Statement of Standalone Financial Results for the Quarter & nine months ended December 31, 2024

- The above standalone financial results were reviewed by the Audit Committee and approved by the Board of Directors at their respective meetings held on February 14, 2025. These standalone financial results have been prepared in accordance with the Companies (Indian Accounting Standards) Rules, 2015 (as amended) (Ind AS) prescribed under Section 133 of the Companies Act, 2013 and other recognized accounting practices and policies to the extent applicable.
- The company has two business segments- a) Liquor operations (b) Trading Operations. The Segment reporting is being accordingly made.
- In line with the requirements of Regulation 46(2) and 47(2) of the Listing Regulations, 2015, the results are available on the website of BSE Limited (URL www.bseindia.com/corporates), and on the company's website
- Previous periods' figures have been regrouped/ re-arranged, wherever necessary.

Place: New Delhi
Date: 14.02.2025



By Order of the Board
For Suraj Industries Ltd.

Suraj Prakash Gupta
Managing Director
DIN- 00243846





To
The Board of Directors
Suraj Industries Limited

LIMITED REVIEW REPORT OF THE INDEPENDENT AUDITORS ON THE CONSOLIDATED UNAUDITED FINANCIAL RESULTS FOR THE QUARTER AND NINE MONTHS ENDED ON DECEMBER 31, 2024.

1. We have reviewed the accompanying Statement of Consolidated Unaudited Financial Results of Suraj Industries Limited (the 'Company') which includes Company's share of profit / (loss) in its associate for the quarter and nine months ended December 31, 2024 (the 'Statement') attached herewith, being submitted by the Company pursuant to requirements of Regulation 33 of the SEBI (Listing Obligations and Disclosure Requirements) Regulations, 2015 as amended (the "Listing Regulations").

2. This Statement which is the responsibility of the Company's Management and approved by the Company's Board of Directors, has been prepared in accordance with the recognition and measurement principles laid down in the India Accounting Standard 34 "Interim Financial Reporting" (Ind AS 34"), prescribed under Section 133 of the Companies Act, 2013 read with relevant rules issued thereunder and other accounting principles generally accepted in India. Our responsibility is to issue a report on this statement based on our review.

3. We conducted our review in accordance with the Standard on Review Engagements (SRE) 2410, "Review of Interim Financial Information Performed by the Independent Auditor of the Entity", issued by the Institute of Chartered Accountants of India. This standard requires that we plan and perform the review to obtain moderate assurance as to whether the financial statements are free of material misstatement. A review is limited primarily to inquiries of company personnel and analytical procedures applied to financial data and thus provide less assurance than an audit. We have not performed an audit and accordingly, we do not express an audit opinion.


We also performed procedures in accordance with the circular issued by the Securities and Exchange Board of India under Regulation 33 (8) of the Listing Regulations, to the extent applicable.


4. The Statement includes the results of the following entities:

S. No.	Company Name	Relationship
1.	Suraj Industries Limited	Holding Company
2.	Carya Chemicals & Fertilizers Private Limited	Subsidiary Company
3.	Shri Gang Industries & Allied Products Limited	Associate

5. Based on our review conducted and procedures performed as stated in paragraph 3 above nothing has come to our attention that causes us to believe that the accompanying Statement, prepared in accordance with the aforesaid Indian Accounting Standards and other accounting principles generally accepted in India, has not disclosed the information required to be disclosed in terms of regulation 33 of the Listing Regulations including the manner in which it is to be disclosed, or that it contains any material misstatement.

Place of Signature: New Delhi
Date: February 14, 2025

For PAWAN SHUBHAM & CO
Chartered Accountants
Firm's Reg. No. 011573C

(Krishna Kumar)
Partner
M.No.: 523411
UDIN : 25523411BMIVPJ1004



STATEMENT OF UNAUDITED CONSOLIDATED FINANCIALS RESULTS FOR THE QUARTER AND NINE MONTHS ENDED 31ST DECEMBER 2024

(INR in lakhs)

S.No	Particulars	Quarter Ended			Nine Months Ended		Year ended
		31.12.2024	30.09.2024	31.12.2023	31.12.2024	31.12.2023	31.03.2024
		Unaudited	Unaudited	Unaudited	Unaudited	Unaudited	Audited
1	Income from operations						
	(a) Revenue from operations	402.24	533.00	986.64	2,288.70	4,086.53	5,106.28
	(b) Other income	51.59	34.97	35.90	114.57	68.10	111.91
	Total income from operations	453.83	567.97	1,022.54	2,403.27	4,154.63	5,218.19
2	Expenses						
	(a) Cost of materials consumed	207.65	208.92	164.25	557.24	547.07	720.07
	(b) Purchase of Stock in Trade	-	158.07	598.30	1,153.21	2,748.30	3,379.35
	(c) Changes in Inventory of Finished Goods	13.00	(5.29)	5.12	1.07	(8.90)	(5.98)
	(d) Excise Duty on sale of products	103.57	23.22	16.60	139.08	44.47	60.60
	(e) Employee benefits expense	51.06	57.60	67.71	168.24	200.63	271.44
	(f) Finance Costs	2.45	15.04	25.76	42.72	77.65	103.03
	(g) Depreciation and Amortisation Expenses	35.49	34.64	30.14	103.94	89.61	130.85
	(h) Other expenses	133.21	117.50	102.05	347.48	242.47	347.90
	Total Expenses	546.43	609.70	1,009.93	2,512.98	3,941.30	5,007.26
3	Profit / (Loss) before exceptional items and share of profit/loss of associates and tax	(92.60)	(41.73)	12.61	(109.71)	213.33	210.93
4	Exceptional Items	-	-	-	-	-	-
5	Profit / (Loss) before tax and share of profit/loss of associates (3+5)	(92.60)	(41.73)	12.61	(109.71)	213.33	210.93
6	Share of profit/ (loss) of Associate (net of tax)	207.97	361.87	48.15	616.95	274.16	297.36
7	Profit/(Loss) from before tax (5+6)	115.37	320.14	60.76	507.24	487.49	508.29
8	Tax Expense						
	Current tax (including earlier year taxes)	-	(4.92)	9.12	-	58.67	61.34
	Deferred tax charge / (credit)	(22.30)	(3.30)	2.66	(23.91)	8.55	3.10
	Total tax expense	(22.30)	(8.22)	11.78	(23.91)	67.22	64.44
9	Net Profit / (Loss) for the period (7-8)	137.67	328.36	48.98	531.15	420.27	443.85
10	Other Comprehensive Income						
	--- Items not to be reclassified to profit & Loss	-	-	-	-	-	2.74
	--- Income tax (charge)/ credit on above	-	-	-	-	-	(0.69)
	Other Comprehensive Income for the year net of Tax	-	-	-	-	-	2.05
11	Total Comprehensive Income for the period (9+10)	137.67	328.36	48.98	531.15	420.27	445.90
12	Profit/(Loss) attributable to						
	Equity Shareholders of Holding Company	139.65	331.49	45.91	538.38	414.87	448.08
	Non Controlling Interests	(1.98)	(3.13)	3.07	(7.23)	5.40	(4.23)
13	Other Comprehensive Income attributable to						
	Equity Shareholders of Holding Company	-	-	-	-	-	2.05
	Non Controlling Interests	-	-	-	-	-	-
14	Total Comprehensive Income attributable to						
	Equity Shareholders of Holding Company	139.65	331.49	45.91	538.38	414.87	450.13
	Non Controlling Interests	(1.98)	(3.13)	3.07	(7.23)	5.40	(4.23)
15	Paid-up equity share capital						
	Paid-up equity share capital (FV of Rs. 10 each)	1,582.94	1,562.89	1,284.59	1,582.94	1,284.59	1,284.59
16	Reserve excluding Revaluation Reserves						
	Other Equity						3,646.05
	Non Controlling Interests						2,556.98
17	Earnings per share*						
	(1) Basic	0.87	2.48	0.38	3.76	3.38	3.54
	(2) Diluted	0.87	2.48	0.38	3.76	3.27	3.46

*(not annualized for quarters)



/s/



CONSOLIDATED SEGMENT WISE REVENUE, RESULTS, ASSETS AND LIABILITIES FOR THE QUARTER AND NINE MONTHS ENDED 31.12.2024

S.No	Particulars	(INR in lakhs)					
		Quarter Ended			Nine Months Ended		Year ended
		31.12.2024	30.09.2024	31.12.2023	31.12.2024	31.12.2023	31.03.2024
	Unaudited	Unaudited	Unaudited	Unaudited	Unaudited	Audited	
1	Segment Revenue						
	a) Liquor operations	402.24	362.37	342.12	1,022.13	1,037.01	1,380.97
	b) Trading Operations	-	170.63	644.52	1,266.57	3,049.52	3,725.31
	Total	402.24	533.00	986.64	2,288.70	4,086.53	5,106.28
	Less: Inter-segment Revenue	-	-	-	-	-	-
	Net Sales/Income from operations	402.24	533.00	986.64	2,288.70	4,086.53	5,106.28
2	Segment Results						
	a) Liquor operations	(68.07)	18.09	36.84	(56.11)	140.88	147.43
	b) Trading Operations	-	7.37	42.89	103.67	283.78	332.82
	c) Share in profit/(loss) of associate	207.97	361.87	48.15	616.95	274.16	297.36
	Total	139.90	387.33	127.88	664.51	698.82	777.61
	Less: a) Finance Cost	(2.45)	(15.04)	(25.76)	(42.72)	(77.65)	(103.03)
	b) Other Unallocable Expenses	(22.08)	(52.15)	(41.36)	(114.55)	(133.68)	(166.29)
	Total Profit before Tax	115.37	320.14	60.76	507.24	487.49	508.29
3	Segment Assets						
	a) Liquor operations	13,871.03	11,385.84	7,242.88	13,871.03	7,242.88	7,394.44
	b) Trading Operations	196.83	206.99	659.74	196.83	659.74	618.68
	c) Unallocated	1,897.62	1,446.01	1,340.09	1,897.62	1,340.09	1,230.97
	Total Segment Assets	15,965.48	13,038.84	9,242.71	15,965.48	9,242.71	9,244.09
4	Segment Liabilities						
	a) Liquor operations	5,703.80	2,949.38	817.55	5,703.80	817.55	939.69
	b) Trading Operations	152.96	154.76	322.21	152.96	322.21	304.89
	c) Unallocated	150.67	244.63	641.66	150.67	641.66	511.89
	Total Segment Liabilities	6,007.43	3,348.77	1,781.42	6,007.43	1,781.42	1,756.47

NOTES TO THE STATEMENT OF CONSOLIDATED FINANCIAL RESULTS FOR THE QUARTER AND NINE MONTHS ENDED 31.12.2024

- The above consolidated financial results were reviewed by the Audit Committee and approved by the Board of Directors at their respective meetings held on 14.02.2025. These consolidated financial results have been prepared in accordance with the Companies (Indian Accounting Standards) Rules, 2015 (as amended) (Ind AS) prescribed under Section 133 of the Companies Act, 2013 and other recognized accounting practices and policies to the extent applicable.
- The company has two business segments- a) Liquor operations (b) Trading Operations. The Segment reporting is being accordingly made.
- In line with the requirements of Regulation 47(2) of the Listing Regulations, 2015, the results are available on the website of BSE Limited (URL www.bseindia.com/corporates), and on the company's website
- Previous periods' figures have been regrouped/ re-arranged, wherever necessary.

For and on behalf of Board of Directors of
SURAJ INDUSTRIES LIMITED



Suraj Prakash Gupta
(Managing Director)
DIN- 00243846



Place: Delhi

Date: February 14, 2025

